

Hostilities in the Gaza Strip and Israel - reported impact | Day 201

24 Apr 2024

Day 201

KEY FIGURES



34,262
Palestinian fatalities

Source: MoH Gaza



~1.7 million
internally displaced persons
(75% of Gaza)

Source: UNRWA



1.1 million
people projected to face
catastrophic levels of food
insecurity (IPC Phase 5)

Source: IPC projection
for 16 March - 15 July 2024



0 hours
Full electricity blackout

Source: GEDCO



REPORTED CASUALTIES

(Cumulative) as of 24 April 2024

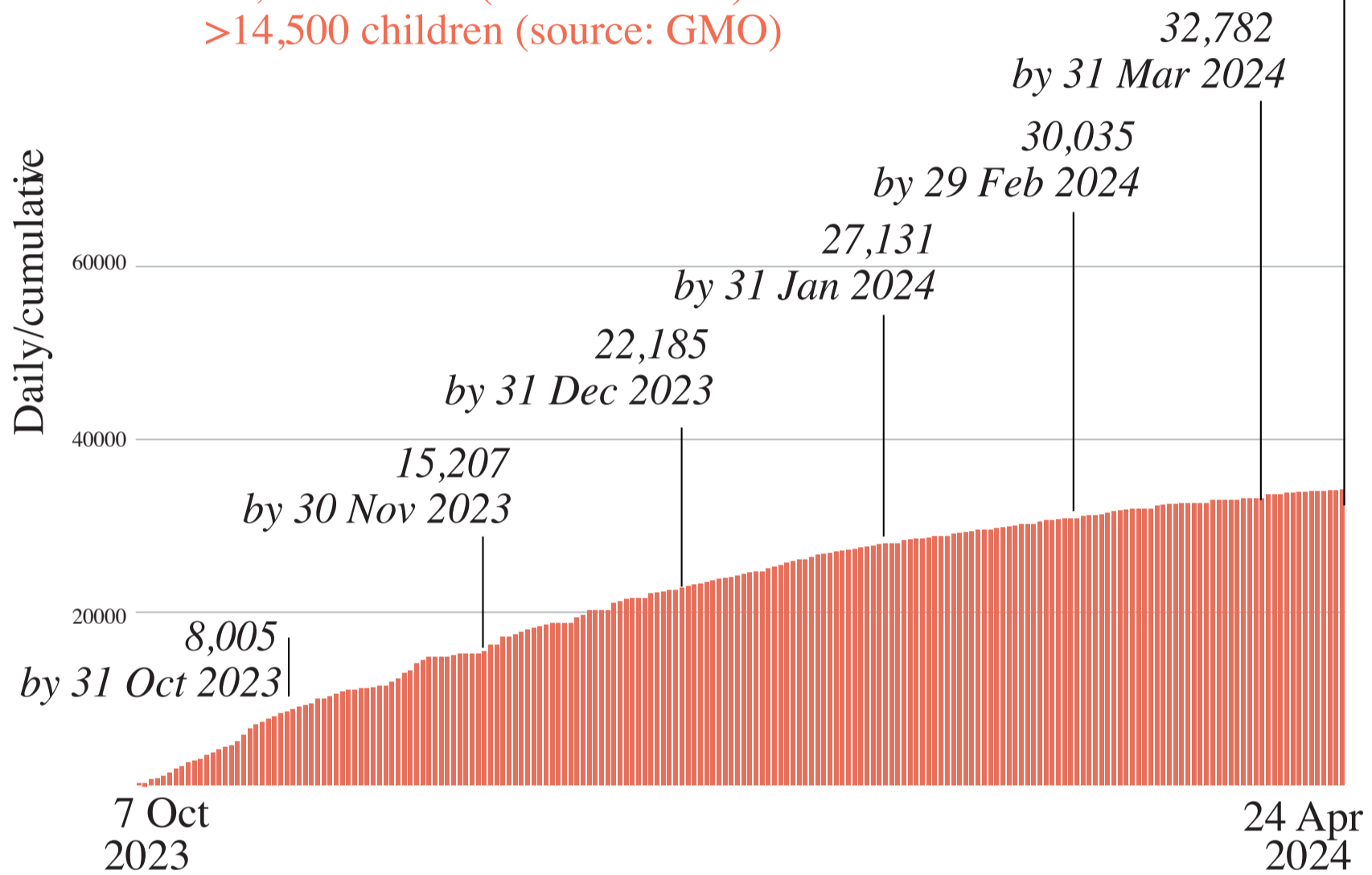
Palestinians*

34,262

Reported fatalities including

>9,500 women (source: GMO)

>14,500 children (source: GMO)

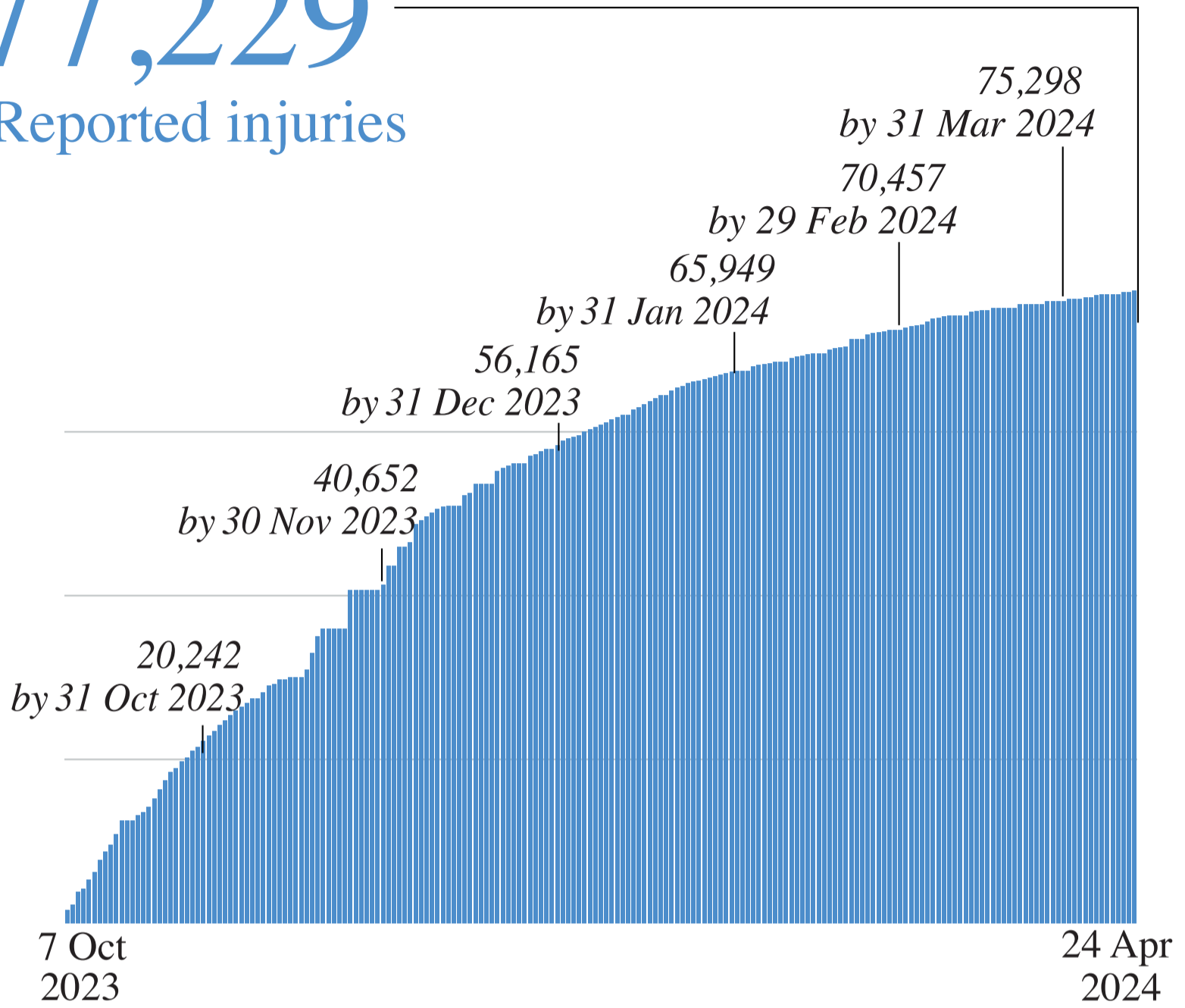


Not including more than **7,000** reported missing or under the rubble (source: GMO)

*Source: MoH Gaza

77,229 Reported injuries

Daily/cumulative




**Source: MoH Gaza*

**Source: MoH Gaza*

Israelis**

Israel

 Over **1,200***** Reported fatalities

 1,162 identified fatalities,
including at least 33 children

 **~5,400** Reported injuries

Gaza****

 **260** Reported fatalities  **1,584** Reported injuries
estimated 133 hostages remain in Gaza

** According to Israeli media citing official sources

*** This includes fatalities on 7 October and the immediate aftermath, including foreign nationals.

**** The reported Israeli casualties are soldiers killed or injured since the start of the ground operation.



HEALTH

- **11** hospitals partially functioning (5 in north & 6 south of Wadi Gaza).
- **26** hospitals are out of service.
- **6** field hospitals functional (4 in Rafah & 2 in Khan Younis).
- **~30%** of primary health care facilities functional.
- **>643,000** cases of acute respiratory infections (source: WHO).
- **>346,000** cases of diarrhea, of which 31% (~106,000) are children under 5 (source: WHO).
- **20** Emergency Medical Teams (EMTs), including 2 in northern Gaza.
- **33%** (8 out of 24) of UNRWA health centers are operational.




NUTRITION

- **28** children died of malnutrition & dehydration (source: MoH Gaza).
- **~31%** of children under the age of two in northern Gaza suffer from acute malnutrition.
- **~10%** of children under the age of two in Rafah suffer from acute malnutrition.
- **>50,000** children are estimated to be acutely malnourished at present.



EDUCATION

- **625,000** students with no access to education.
- **>6,200** students and ~300 educational staff killed (source: MoE).
- **>80%** of 563 school buildings directly hit or damaged.
- **59%** (188) of school buildings used as IDP shelters have been directly hit or damaged.



FOOD SECURITY

- **265K** people facing crisis levels of food insecurity (*IPC Phase 3*).*
- **854K** people facing emergency levels of food insecurity (*IPC Phase 4*).*
- **1.1 million** people facing catastrophic levels of food insecurity (*IPC Phase 5*).*
- **60-70%** of meat and dairy-producing livestock killed or prematurely slaughtered (source: FAO).

* Source: IPC projection for 16 March - 15 July 2024



WATER AND SANITATION

- **One out of three** water pipelines coming from Israel is operational, only at 72% of its full capacity.
- **83%** of groundwater wells are not operating.
- **All** wastewater treatment systems are non-operational; one of them is partially working.
- **No access** to clean water in the northern governorates.
- **Two out of three** main water desalination plants are partially functional.
- **~57%** of assessed WASH facilities damaged/destroyed.



PROTECTION

- **~1.7 million** internally displaced persons (IDPs).
- **>1 million children** in need of mental health and psycho-social support.
- **~17,000** children are unaccompanied or separated.
- At least **251** aid workers killed (245 nationals, 6 foreigners), including:
 - **183** UN staff - UNRWA: 180; WHO: 1; UNDP: 1; UNOPS: 1
 - **27** PRCS staff and volunteers, including 17 while on duty.
 - At least **41** other aid workers.
- **490** health workers killed, including at least 15 also counted under aid workers above (source: MoH Gaza).
- **67** Civil Defence staff killed while on duty (source: GMO).
- **140** journalists and media workers killed (source: GMO).

REPORTED DAMAGE

- **>60%** of residential buildings (World Bank, as of Jan 2024).
- **>80%** of commercial facilities (World Bank, as of Jan 2024).
- **At least 3** churches and **239** mosques destroyed (source: GMO).
- **155** health facilities (source: MoH Gaza).
- **164** UNRWA installations (source: UNRWA).
- **126** ambulances (source: MoH Gaza).

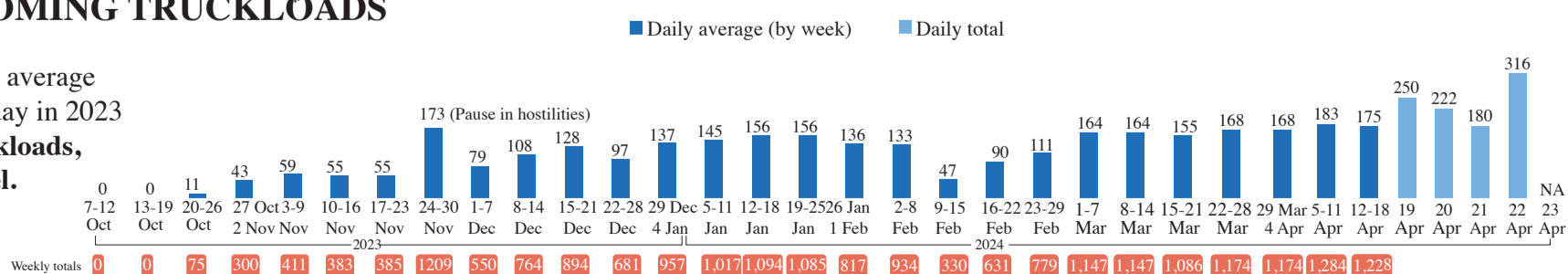


MOVEMENT AND ACCESS

- Between 1-24 April, **39** humanitarian aid missions to northern Gaza were facilitated by the Israeli authorities, **24** were denied or impeded, and **5** were cancelled due to logistical constraints. Moreover, **125** aid missions to areas in southern Gaza that require coordination were facilitated by the Israeli authorities, **20** were denied or impeded, and **15** were cancelled.
- **54%** (5,263 out of 9,817) of patients who submitted requests for medical evacuation have been approved, of whom **82%** (4,325) have been medically evacuated abroad (source: WHO).

INCOMING TRUCKLOADS

The pre-crisis average per working day in 2023 was **500 truckloads, including fuel.**



*Supplies observed or registered by the UN as entering through Kerem Shalom or Rafah. Other incoming supplies are not currently captured.

Disclaimer: The UN has so far not been able to produce independent, comprehensive, and verified casualty figures; the current numbers have been provided by the Ministry of Health or the Government Media Office in Gaza and the Israeli authorities and await further verification. Other yet-to-be verified figures are also sourced.