

**DAY 203**

## KEY FIGURES



**34,356**  
Palestinian fatalities

Source: MoH Gaza



**~1.7 million**  
internally displaced persons  
(75% of Gaza)

Source: UNRWA



**1.1 million**  
people projected to face  
catastrophic levels of food  
insecurity (IPC Phase 5)

Source: IPC projection  
for 16 March - 15 July 2024



**0 hours**  
Full electricity blackout

Source: GEDCO

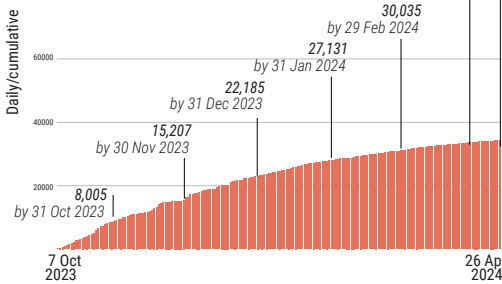


## REPORTED CASUALTIES (Cumulative) as of 26 April 2024

### Palestinians\*

**34,356**  
Reported fatalities including

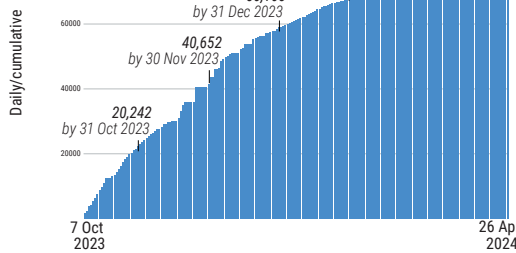
>9,500 women (source: GMO)  
>14,500 children (source: GMO)



Not including more than **7,000** reported missing or under the rubble (source: GMO)

\*Source: MoH Gaza

**77,368**  
Reported injuries



\*Source: MoH Gaza

### Israelis\*\*

#### Israel

**Over 1,200\*\*\*** Reported fatalities  
1,162 identified fatalities, including at least 33 children

**~5,400** Reported injuries

#### Gaza\*\*\*\*

**260** Reported fatalities  
**1,584** Reported injuries  
estimated 133 hostages remain in Gaza

\*\* According to Israeli media citing official sources

\*\*\* This includes fatalities on 7 October and the immediate aftermath, including foreign nationals.

\*\*\*\* The reported Israeli casualties are soldiers killed or injured since the start of the ground operation.

## HEALTH

- 11 hospitals partially functioning (5 in north & 6 south of Wadi Gaza).
- 25 hospitals are out of service.
- 6 field hospitals functional (4 in Rafah & 2 in Khan Younis).
- 80% of primary health care facilities not functional (62 out of 77).
- >712,000 cases of acute respiratory infections (source: WHO).
- >380,000 cases of acute watery diarrhea (source: WHO).
- 23 Emergency Medical Teams (EMTs) deployed.
- 33% (8 out of 24) of UNRWA health centers are operational.

## NUTRITION

- 28 children died of malnutrition & dehydration (source: MoH Gaza).
- ~31% of children under the age of two in northern Gaza suffer from acute malnutrition.
- ~10% of children under the age of two in Rafah suffer from acute malnutrition.
- >50,000 children are estimated to be acutely malnourished at present.

## EDUCATION

- 625,000 students with no access to education.
- >6,417 students and 296 educational staff killed (source: MoE, as of 23 April 2024).
- 19 universities damaged (source: MoE).
- ~73% (408 out of 563) of school buildings were directly hit or damaged, of which 29% were UNRWA schools.
- ~60% (320 out of 563) of schools buildings have served as IDP shelters, of which 65% were directly hit or damaged.

## SHELTER

- 1 square metre of average space per person in IDP shelters.
- 41% of shelters lack sufficient ventilation.
- 57% of shelters affected by rain and water infiltration.
- 150-155 UNRWA installations shelter IDPs.

## FOOD SECURITY

- >265K people facing crisis levels of food insecurity (IPC Phase 3)\*.
- 854K people facing emergency levels of food insecurity (IPC Phase 4)\*.
- 1.1 million people facing catastrophic levels of food insecurity (IPC Phase 5)\*.
- 60-70% of meat and dairy-producing livestock killed or prematurely slaughtered (source: FAO).

\* Source: IPC projection for 16 March - 15 July 2024

## WATER AND SANITATION

- One out of three water pipelines coming from Israel is operational, only at 72% of its full capacity.
- 83% of groundwater wells are not operating.
- All wastewater treatment systems are non-operational; one of them is partially working.
- No access to clean water in the northern governorates.
- Two out of three main water desalination plants are partially functional.
- ~57% of assessed WASH facilities damaged/destroyed.
- ~270,000 tons of accumulated solid waste (source: Union of Gaza Strip Municipalities).

## PROTECTION

- ~1.7 million internally displaced persons (IDPs).
- >1 million children in need of mental health and psycho-social support.
- ~17,000 children are unaccompanied or separated.
- At least 252 aid workers killed (246 nationals, 6 foreigners), including:
  - 183 UN staff - UNRWA: 180; WHO: 1; UNDP: 1; UNOPS: 1
  - 27 PRCS staff and volunteers, including 17 while on duty.
  - At least 42 other aid workers.
- 491 health workers killed, including at least 15 also counted under aid workers above (source: MoH Gaza).
- 67 Civil Defence staff killed while on duty (source: GMO).
- 141 journalists and media workers killed (source: GMO).

## REPORTED DAMAGE

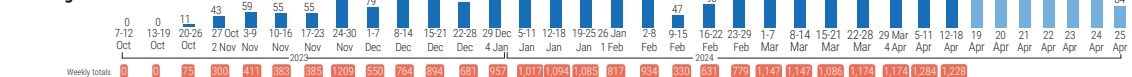
- >60% of residential buildings (World Bank, as of Jan 2024).
- >80% of commercial facilities (World Bank, as of Jan 2024).
- At least 3 churches and 239 mosques destroyed (source: UNRWA).
- 155 health facilities (source: MoH Gaza).
- 165 UNRWA installations (source: UNRWA).
- 126 ambulances (source: MoH Gaza).

## MOVEMENT AND ACCESS

- Between 1-26 April, 42 humanitarian aid missions to northern Gaza were facilitated by the Israeli authorities, 25 were denied or impeded, and 8 were cancelled due to logistical constraints. Moreover, 138 aid missions to areas in southern Gaza that require coordination were facilitated by the Israeli authorities, 20 were denied or impeded, and 12 were cancelled.
- 54% (5,263 out of 9,817) of patients who submitted requests for medical evacuation have been approved, of whom 82% (4,325) have been medically evacuated abroad (source: WHO).

## INCOMING TRUCKLOADS\*

The pre-crisis average per working day in 2023 was **500 truckloads**, including fuel.



\*Supplies observed or registered by the UN as entering through Kerem Shalom or Rafah. Other incoming supplies are not currently captured.